CLASSIC DE ROSA | the Guide

This guide aim making easier to recognize and date De Rosa's frames and help using correct pantographed components. The company during the heroic years has kept a "workshop mentality", having no precise models, industrialization or others, therefore many lugs were available and so many exception or time overlap can be found.

Premessa: Questa guida ha lo scopo di facilitare il riconoscimento e la datazione dei telai De Rosa, nonchè il corretto montaggio dei componenti pantografati. L' azienda negli anni eroici ha mantenuto la mentalità "da officina", senza modelli precisi, industrializzazioni od altro, pertanto molte congiunzioni diverse erano disponibili e molte eccezioni o sovrapposizioni temporali potranno essere riscontrate.

このガイドは、「デ・ローザ」のフレームの年代とパンタグラフされた部品の正確な取り付けを分かりやすく解説するものです。このメーカは、その最盛期の「工房」としての思想を当時のまま受け継いできました。具体的には、正確な「モデル」が存在しなかったり、量産化された部品がなかったりと言ったものです。したがって、様々な「ラグ（つなぎ目）」が利用可能であり、さらに特注品や時系列に関係なく同様なものが使われたりしました。

Image
Immagine
画像

Period / Periodo / 期間

Logo / Stemma / ロゴ



Seatstay / Nodo sella / サドル支柱

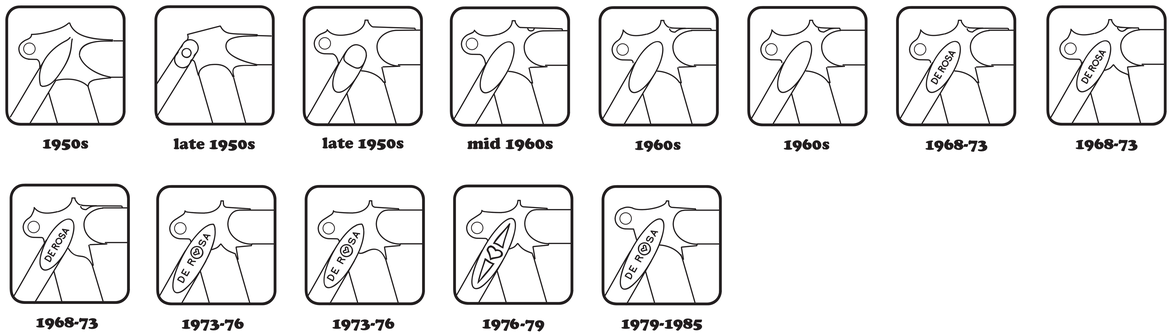

Bottom bracket / Mov. centrale / ボトムブラケット

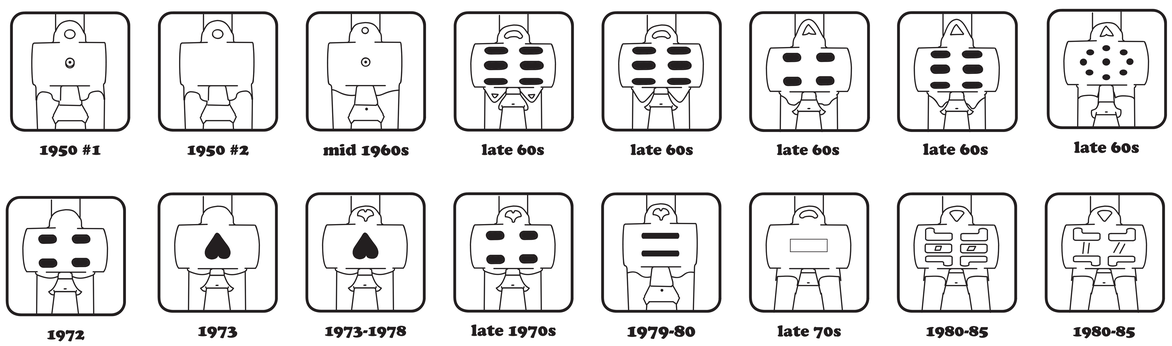

Seatpost / Reggisella / シートポスト

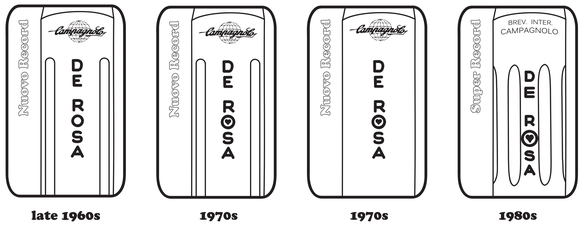

late 1960s | 1970s | 1970s | 1980s

Brake levers / Leve freno / ブレーキレバー

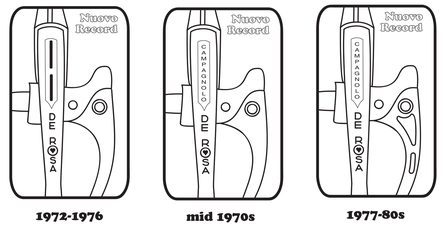

1972-1976 | mid 1970s | 1977-80s

Fork / Forca / フォーク

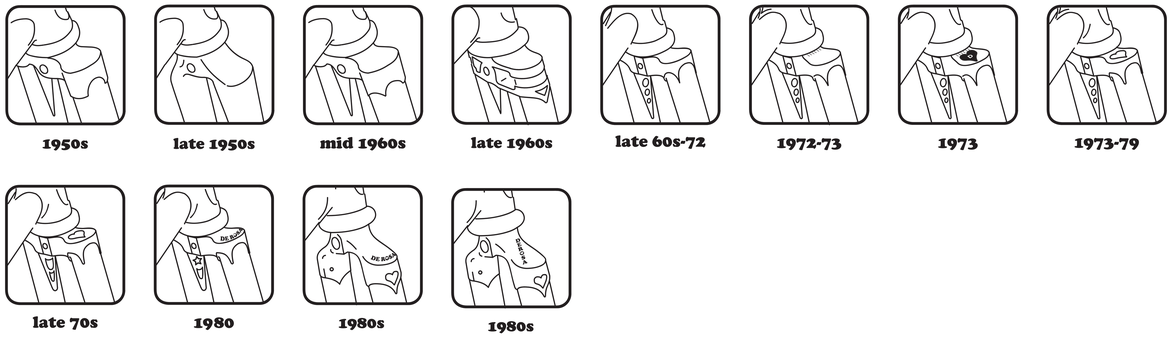

Chainring / Corona / チェーンホイール

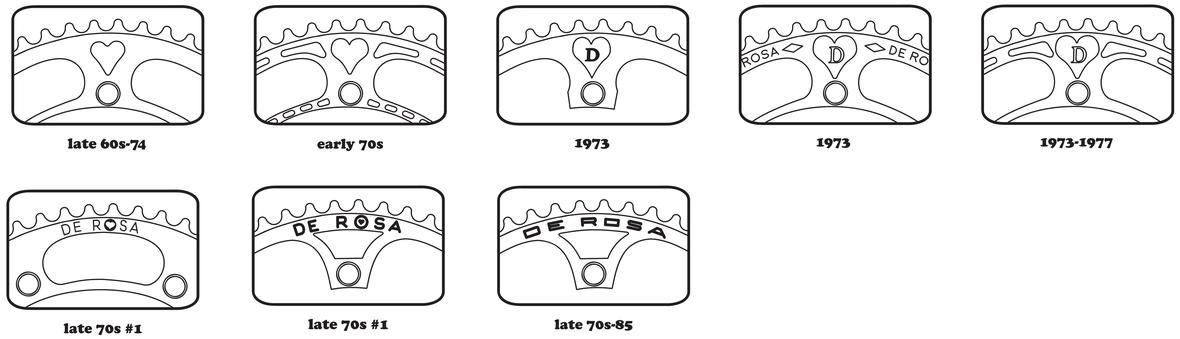

Stem / Pipa / 頭管

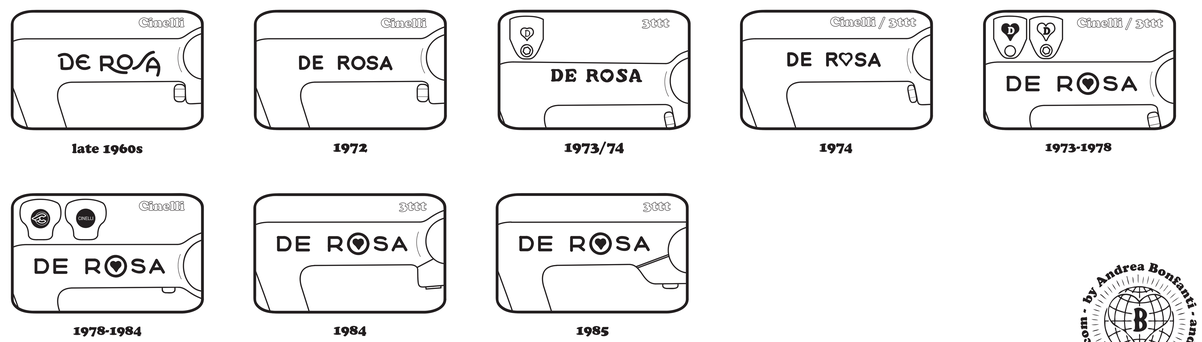

by Andrea Bonfanti - andreabonfanti@solo.com